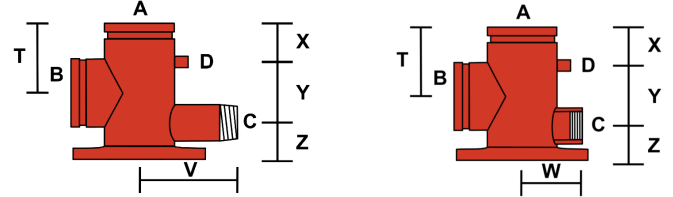
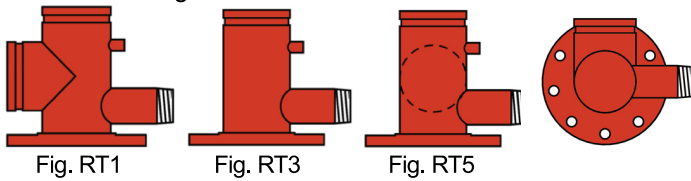


Riser Tee Groove x Flange

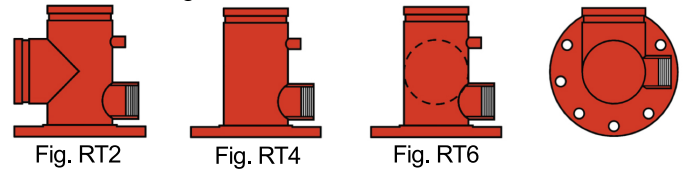


Riser Tee Dimensions										
Size	T	A	B	C	D	V	W	X	Y	Z
2½	3¾	2½	2½	2	¼	6 7/16	2 7/16	2½	2½	2½
3	4¼	3	3	2	¼	6¾	2¾	2½	3½	2½
4	4½	4	4	2	¼	7¼	3¼	2½	4	2½
6	6½	6	4	2	¼	8 5/16	4 5/16	2½	8	2½
8	7¾	8	4	2	¼	9 5/16	5 5/16	2½	10½	2½

Groove x Flange Riser Tee With Male Threaded Drain



Groove x Flange Riser Tee With Female Threaded Drain



Groove x Flange Riser Tee Weights						
Size	With FDC Inlet		Without FDC Inlet		FDC Back Inlet	
	S/10	S/40	S/10	S/40	S/10	S/40
	Fig. RT1FL	Fig. RT1F	Fig. RT3FL	Fig. RT3F	Fig. RT5FL	Fig. RT5F
	Fig. RT2FL	Fig. RT2F	Fig. RT4FL	Fig. RT4F	Fig. RT6FL	Fig. RT6F
2½	11.3	14.5	10.3	13.5	10.7	14.5
3	13.2	18	12.3	17	12	18
4	20	26	18.6	23	20	26
6	31.5	49	30.1	40.5	31.3	49
8	53.3	84	51.3	68	62	84

Dimensions listed in inches and approximate weight in pounds.
RT5 and RT6 available as "left" or "right."

Submittal Form

www.iowafittings.com

Job Information:	Date:
Architect/Engineer:	Approved as Submitted:
Phone:	
Contractor:	
Address:	
Comments:	